

MA-AYON, CAPIZ - HSWG Partner Reporting Recovery Shelter Activities (as of 06-OCT-2014)

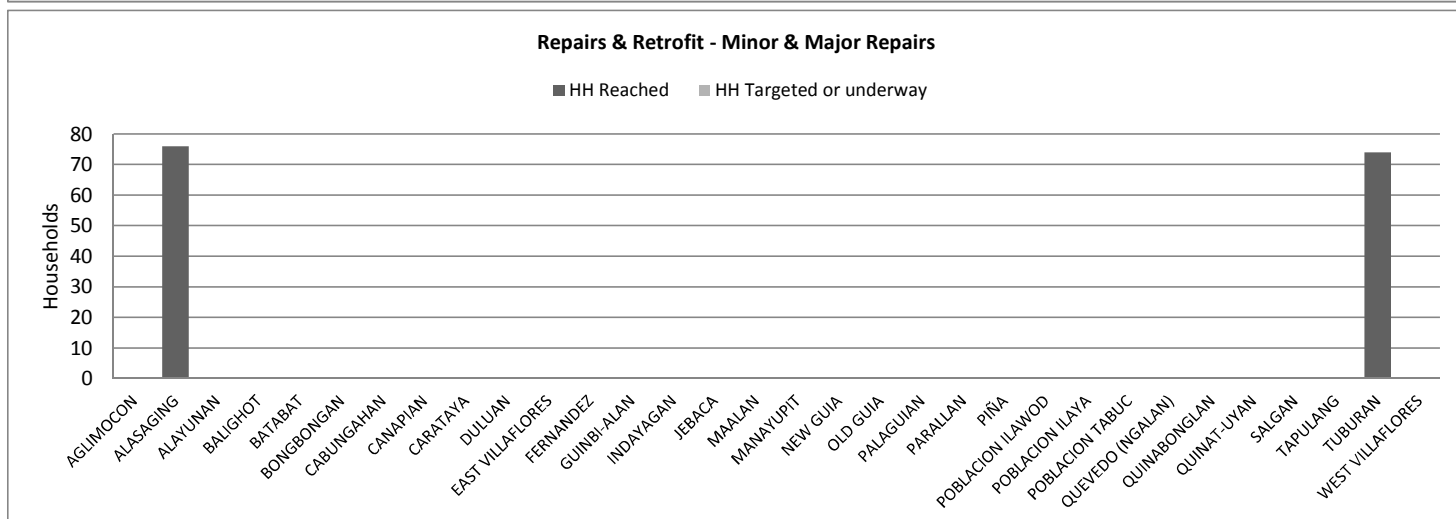

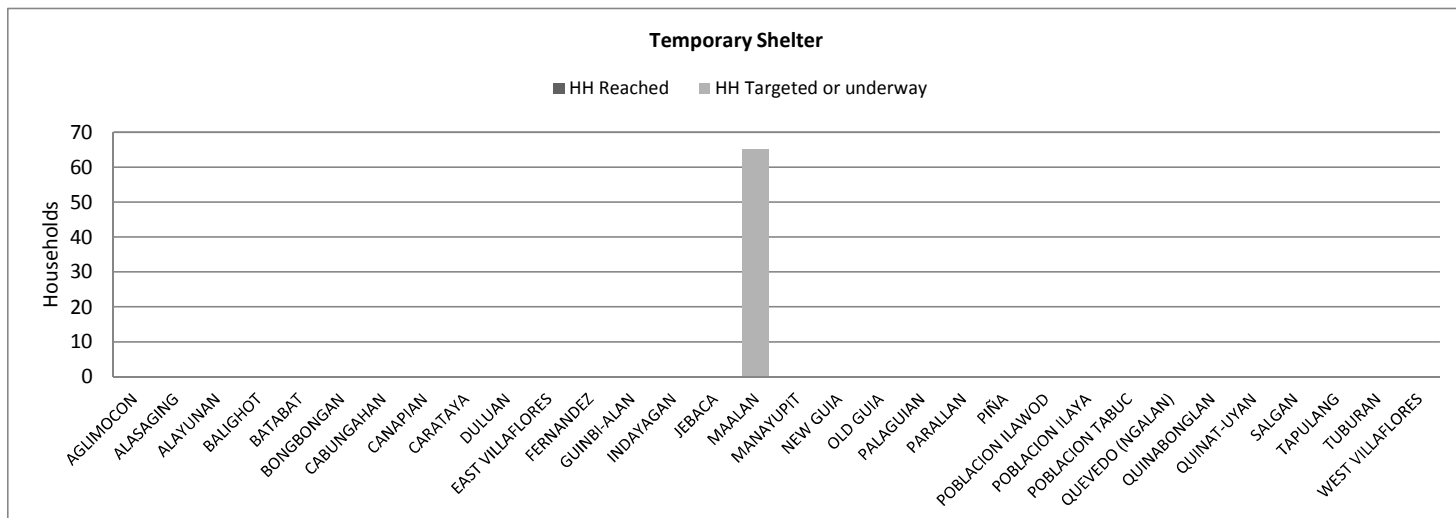
The graphs shown below represent the sum of households who have received (HH reached) or who will receive (HH targeted or underway) recovery shelter support by HSWG partner agencies. Numbers reached are those reported to the HSWG by 6th October 2014. Household number do not represent the total needs by Barangay - for this, consult with relevant Barangay or Municipality. PLEASE NOTE - scale differs in each graph.

For explanation of intervention types, please see Shelter Cluster Recovery guidelines:

<https://www.sheltercluster.org/Asia/Philippines/Typhoon%20Haiyan%202013/Documents/Recovery%20Shelter%20Guidelines.pdf>

The full data set of HSWG data can be found here:

<https://www.sheltercluster.org/Asia/Philippines/Typhoon%20Haiyan%202013/Documents/20141003%20HSWG%20Database%20for%20website.xlsx>



MA-AYON, CAPIZ - HSWG Partner Reporting Recovery Shelter Activities (as of 06-OCT-2014)

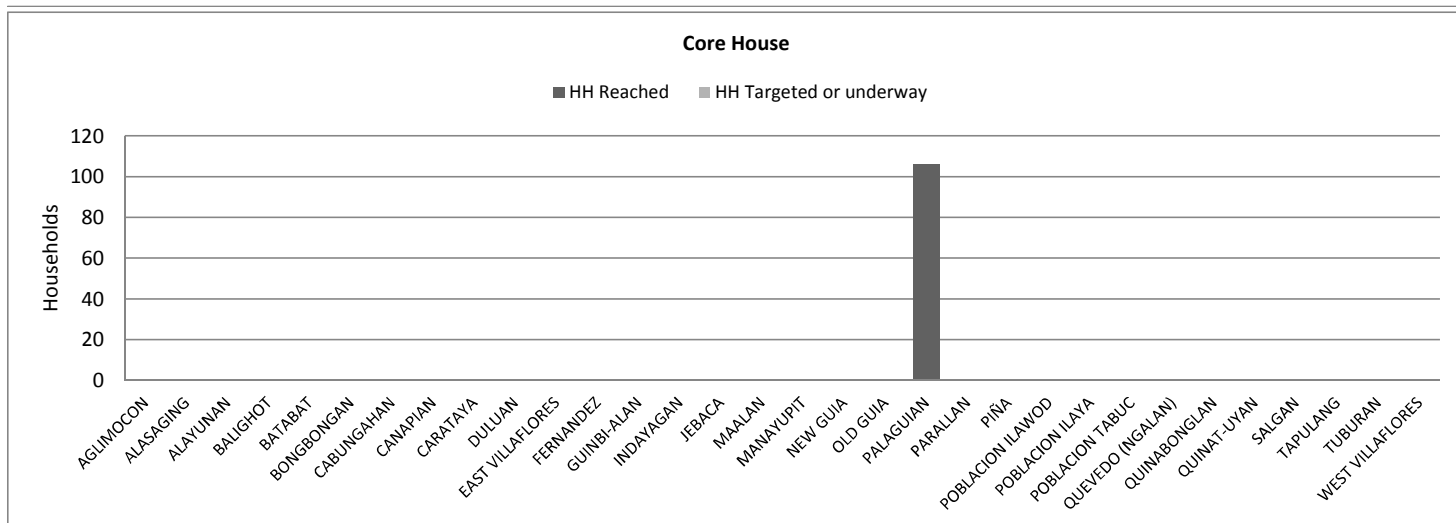
The graphs shown below represent the sum of households who have received (HH reached) or who will receive (HH targeted or underway) recovery shelter support by HSWG partner agencies. Numbers reached are those reported to the HSWG by 6th October 2014. Household number do not represent the total needs by Barangay - for this, consult with relevant Barangay or Municipality. PLEASE NOTE - scale differs in each graph.

For explanation of intervention types, please see Shelter Cluster Recovery guidelines:

<https://www.sheltercluster.org/Asia/Philippines/Typhoon%20Haiyan%202013/Documents/Recovery%20Shelter%20Guidelines.pdf>

The full data set of HSWG data can be found here:

<https://www.sheltercluster.org/Asia/Philippines/Typhoon%20Haiyan%202013/Documents/20141003%20HSWG%20Database%20for%20website.xlsv>





MA-AYON - HSWG Partner reporting

Recovery Shelter activities (as of 06-OCT-2014)

Interventions By AGENCIES

The data shown below represent the sum of households who have received (HH reached) or who will receive (HH targeted or underway) recovery shelter support by HSWG partner agencies. Numbers reached are those reported to the HSWG by 6th October 2014. The full data set of HSWG data can be found [here](https://www.sheltercluster.org/Asia/Philippines/Typhoon%20Haiyan%202013/Documents/20141003%20HSWG%20Database%20for%20website.xlsb):

<https://www.sheltercluster.org/Asia/Philippines/Typhoon%20Haiyan%202013/Documents/20141003%20HSWG%20Database%20for%20website.xlsb>

Agency	Temporary Shelter		Repairs & Retrofit		Core House		Permanent House		Total HH Reached	Total HH Targeted
	HH Reached	HH Targeted	HH Reached	HH Targeted	HH Reached	HH Targeted	HH Reached	HH Targeted		
CapizNED			42	68					42	68
Citizens' Disaster Response Center			136	136					136	136
IOM			150	150	0	0			150	150
NCCP-ACT ALLIANCE	0	65							0	65
World Renew			286	372	106	106			392	478
Grand Total	0	65	614	726	106	106			720	897



MA-AYON - HSWG Partner reporting

Recovery Shelter activities (as of 06-OCT-2014)

Interventions By BARANGAYS

The data shown below represent the sum of households who have received (HH reached) or who will receive (HH targeted or underway) recovery shelter support by HSWG partner agencies. Numbers reached are those reported to the HSWG by 6th October 2014. The full data set of HSWG data can be found here:

<https://www.sheltercluster.org/Asia/Philippines/Typhoon%20Haiyan%202013/Documents/20141003%20HSWG%20Database%20for%20website.xlsx>

	Temporary Shelter		Repairs & Retrofit		Core House		Permanent House		Total HH Reached	Total HH Target
Barangay	HH Reached	HH Target	HH Reached	HH Target	HH Reached	HH Target	HH Reached	HH Target		
AGLIMOCON			70	70					70	70
ALASAGING			76	76					76	76
ALAYUNAN										
BALIGHOT										
BATABAT										
BONGBONGAN			20	20					20	20
CABUNGAHAN										
CANAPIAN			21	21					21	21
CARATAYA										
DULUAN										
EAST VILLAFLORES										
FERNANDEZ										
GUINBI-ALAN			25	25					25	25
INDAYAGAN										
JEBACA										
MAALAN	0	65							0	65
MANAYUPIT										
NEW GUIA										
OLD GUIA										
PALAGUIAN			286	372	106	106			392	478
PARALLAN										
PIÑA										
POBLACION ILAWOD										
POBLACION ILAYA										
POBLACION TABUC										
QUEVEDO (NGALAN)										
QUINABONGLAN										
QUINAT-UYAN										
SALGAN										
TAPULANG			42	68					42	68
TUBURAN			74	74	0	0			74	74
WEST VILLAFLORES										
Grand Total	0	65	614	726	106	106			720	897



MA-AYON - HSWG Partner reporting

Recovery Shelter activities (as of 06-OCT-2014)
Interventions By BARANGAYS & AGENCIES

The data shown below represent the sum of households who have received (HH reached) or who will receive (HH targeted or underway) recovery shelter support by HSWG partner agencies. Numbers reached are those reported to the HSWG by 6th October 2014. The full data set of HSWG data can be found here:

<https://www.sheltercluster.org/Asia/Philippines/Typhoon%20Haiyan%202013/Documents/20141003%20HSWG%20Database%20for%20website.xlsb>

Barangays & Agency	Temporary Shelter		Repairs & Retrofit		Core House		Permanent House		Total HH Reached	Total HH Target
	HH Reached	HH Target	HH Reached	HH Target	HH Reached	HH Target	HH Reached	HH Target		
AGLIMOCON			70	70					70	70
Citizens' Disaster Response Center			70	70					70	70
ALASAGING			76	76					76	76
IOM			76	76					76	76
ALAYUNAN										
BALIGHOT										
BATABAT										
BONGBONGAN			20	20					20	20
Citizens' Disaster Response Center			20	20					20	20
CABUNGAHAN										
CANAPIAN			21	21					21	21
Citizens' Disaster Response Center			21	21					21	21
CARATAYA										
DULUAN										
EAST VILLAFLORES										
FERNANDEZ										
GUINBI-ALAN			25	25					25	25
Citizens' Disaster Response Center			25	25					25	25
INDAYAGAN										
JEBACA										
MAALAN	0	65							0	65
NCCP-ACT ALLIANCE	0	65							0	65
MANAYUPIT										
NEW GUIA										
OLD GUIA										
PALAGUIAN			286	372	106	106			392	478
World Renew			286	372	106	106			392	478
PARALLAN										
PIÑA										
POBLACION ILAWOD										
POBLACION ILAYA										
POBLACION TABUC										
QUEVEDO (NGALAN)										
QUINABONGLAN										
QUINAT-UYAN										
SALGAN										
TAPULANG										
			42	68					42	68

MA-AYON - HSWG Partner reporting

Recovery Shelter activities (as of 06-OCT-2014)

Interventions By BARANGAYS & AGENCIES

The data shown below represent the sum of households who have received (HH reached) or who will receive (HH targeted or underway) recovery shelter support by HSWG partner agencies. Numbers reached are those reported to the HSWG by 6th October 2014. The full data set of HSWG data can be found [here](https://www.sheltercluster.org/Asia/Philippines/Typhoon%20Haiyan%202013/Documents/20141003%20HSWG%20Database%20for%20website.xlsb):

<https://www.sheltercluster.org/Asia/Philippines/Typhoon%20Haiyan%202013/Documents/20141003%20HSWG%20Database%20for%20website.xlsb>

Barangays & Agency	Temporary Shelter		Repairs & Retrofit		Core House		Permanent House		Total HH Reached	Total HH Target
	HH Reached	HH Target	HH Reached	HH Target	HH Reached	HH Target	HH Reached	HH Target		
CapizNED				42		68			42	68
TUBURAN				74		74	0	0	74	74
IOM				74		74	0	0	74	74
WEST VILLAFLORES										
Grand Total	0	65	614	726	106	106			720	897